



Petroleum & Other Liquids

Find statistics on crude oil, gasoline, diesel, propane, jet fuel, ethanol, and other liquid fuels. Click on the blue bars below for information on petroleum prices, crude reserves and production, refining and processing, imports/exports, movements, stocks, and consumption/sales.

Summary

Weekly supply estimates

Release date: June 3, 2026

Production, refinery inputs and utilization, stocks, days of supply, imports, exports, and product supplied estimates for crude oil and petroleum products by U.S., PAD District

Weekly and 4-week average

Supply and disposition

Monthly release date: May 29, 2026

Annual release date: August 29, 2025

Field production, net production, imports, net receipts, stock changes, net inputs, exports, and product supplied statistics for crude oil and petroleum products by U.S., PAD District

U.S. crude oil supply & disposition

Monthly release date: May 29, 2026

Annual release date: August 29, 2025

Detailed statistics for crude oil supply, disposition, and ending stocks. Includes statistics for commercial and Strategic Petroleum Reserve sectors

Prices, sales volumes & stocks by state

Monthly release date: June 1, 2022

Annual release date: June 1, 2022

U.S., PAD District, and state level data includes retail prices, prime supplier sales volumes and stocks

Petroleum overview

Release date: May 26, 2026

data from: [Monthly Energy Review \(more on petroleum\)](#)

Available formats: PDF CSV XLS

Petroleum statistics by country

Query detailed country and regional energy data supply, disposition

Annual, selected quarterly, monthly

Prices

Gasoline and diesel fuel update

Release date: June 2, 2026

Prices of regular gasoline and on-highway diesel fuel by PAD District.

Weekly

Heating Oil and Propane Update

Release date: April 1, 2026

Weekly heating oil and propane prices are only collected during the heating season, which extends from October through March.

Weekly

Weekly retail gasoline and on-highway diesel prices

Release date: June 2, 2026

Gasoline prices by grade and formulation and diesel prices by sulfur content for U.S., PAD District, selected states and cities

Weekly

Motor gasoline retail prices, U.S. city average

Release date: May 26, 2026

data from: [Monthly Energy Review](#)

Available formats: PDF CSV XLS

Motor gasoline retail prices

Release date: September 27, 2012

U.S. city average, annual from 1949–2011

Available formats:  PDF  XLS

Annual Energy Review

Spot prices

Monthly release date: June 3, 2026

Crude oil and petroleum products by selected U.S. and international areas

Daily, weekly, monthly, annual

Futures prices (NYMEX)

Monthly release date: June 3, 2026

Crude oil, motor gasoline, heating oil, and propane

Daily, weekly, monthly, annual

Weekly heating oil & propane prices

Release date: April 1, 2026

Residential and wholesale prices of heating oil and propane by U.S., selected PAD Districts and states

Weekly, monthly (heating season October through March)

Refiner petroleum product prices by sales type (suspended)

Monthly release date: June 1, 2022

Annual release date: June 1, 2022

Petroleum product retail and wholesale prices by U.S., PAD District and state

- [Refiner petroleum product prices by sales type](#)
- [Refiner gasoline prices by grade, sales type](#)
- [Refiner gasoline prices by formulation, grade, sales type](#)

Refiner, reseller, and retailer monthly prices (suspended)

Monthly release date: May 2, 2011

Annual release date: August 6, 2010

Petroleum product retail and wholesale prices by U.S., PAD District and state

- [Gasoline prices by formulation, grade, sales type](#)
- [No. 2 distillate prices by sales type and selected states](#)
- [Propane \(consumer grade\) prices by sales type](#)
- [Residual fuel oil prices by sales type](#)

Refiner acquisition cost of crude oil

Monthly release date: June 1, 2026

Annual release date: June 1, 2022

Domestic, imported, and composite costs by U.S. and PAD Districts

Domestic crude oil first purchase prices

Monthly release date: June 1, 2026

Annual release date: June 1, 2022

- [By area](#)
- [By crude stream](#)
- [By API gravity](#)

F.O.B. costs of imported crude oil

Monthly release date: June 1, 2026

Annual release date: June 1, 2022

- [By area](#)
- [By crude stream](#)
- [By API gravity](#)

Landed costs of imported crude oil

Monthly release date: June 1, 2026

Annual release date: June 1, 2022

- [By area](#)
- [By crude stream](#)
- [By API gravity](#)

Real U.S. petroleum prices (past & projected)

Release date: May 12, 2026

Real and nominal U.S. prices for gasoline, heating oil, diesel fuel, and imported crude oil

Monthly, annual; past and projected values

Crude reserves and production

Crude oil production

Monthly release date: May 29, 2026

Annual release date: August 29, 2025

by U.S., PAD District and state

Crude Oil and Lease Condensate Production by API Gravity

Monthly crude oil production by API gravity data collected on Form EIA-914 (Monthly Crude Oil, Lease Condensate, and Natural Gas Production Report)

Monthly

Tight oil production estimates by play

Release date: Monthly

Estimated monthly production derived from state administrative data

Available formats:  [XLS](#)

Monthly

U.S. Crude Oil and Natural Gas Proved Reserves

Release date: April 29, 2024

Annual

Proved reserves, reserves changes, and production

Release date: December 30, 2022

- [Crude oil](#)
- [Crude oil plus lease condensate](#)

Proved nonproducing reserves

Release date: December 30, 2022

Reported proved reserves of crude oil, lease condensate, and wet natural gas, after lease separation by U.S., region, and state

Annual

Gulf of America Federal Offshore production

Release date: November 19, 2015

Production of crude oil, natural gas wet after lease separation, natural gas liquids, dry natural gas, and lease condensate

Annual

Crude oil and natural gas drilling activity

Release date: February 14, 2025

Rotary rigs in operation, footage drilled, and active well service rig counts

Monthly, annual

Crude oil and natural gas exploratory and development wells

Release date: July 1, 2021

Exploratory and development wells drilled for crude oil, natural gas and dry holes; total footage drilled

Monthly, annual

Footage drilled for crude oil and natural gas wells

Release date: July 1, 2021

Footage drilled by exploratory and development wells and by crude oil, natural gas, and dry holes

Annual

Average depth of crude oil and natural gas wells

Release date: July 1, 2021

Average depth of wells drilled by exploratory and development wells and by crude oil, natural gas, and dry holes

Annual

Costs of crude oil and natural gas wells drilled

Release date: July 1, 2021

Per well and per foot costs of crude oil, natural gas, and dry hole wells

Annual

Maximum U.S. active seismic crew counts

Release date: July 1, 2021

by onshore/offshore/Alaska and dimension

Monthly

Monthly Crude Oil and Natural Gas Production

Release date: November 28, 2025

Monthly crude oil and natural gas production data collected on Form EIA-914 (Monthly Crude Oil, Lease Condensate, and Natural Gas Production Report)

Monthly

Oil and gas lease equipment and operating costs 1994 Through 2009 - Discontinued

Release date: September 28, 2010

Regional and national oil and gas equipping and operating cost trends.

Annual

Oil and gas county code master list

Release date: February 25, 2022

Comprehensive listing of U.S. oil and gas field names.

Annual

Distribution and production of oil & gas wells

Release date: December 29, 2022

State level tables and graphs

Annual

Refining and processing

Weekly inputs & utilization

Release date: June 3, 2026

Refiner inputs, operable capacity, percent utilization, and refinery and blender net inputs by U.S. and PAD District

Weekly, 4-week average

Weekly production

Release date: June 3, 2026

Production of petroleum products by U.S. and PAD District

Weekly, 4-week average

- [Refiner & blender](#)
- [Refiner](#)
- [Blender](#)
- [Ethanol plant](#)

Net input

Monthly release date: May 29, 2026

Annual release date: August 29, 2025

Net input of crude oil and petroleum products by PAD and Refining Districts

- [Refiner & blender](#)
- [Refiner](#)
- [Blender](#)

Refinery utilization and capacity

Monthly release date: May 29, 2026

Annual release date: August 29, 2025

Gross input to crude distillation units, operable capacity and utilization rate by PAD and Refining Districts

Crude oil input qualities

Monthly release date: May 29, 2026

Annual release date: August 29, 2025

Crude oil sulfur content and API

Downstream processing of fresh feed input

Monthly release date: May 29, 2026

Annual release date: August 29, 2025

Catalytic cracking, catalytic hydrocracking, and delayed and fluid coking by PAD and Refining Districts

Net production

Monthly release date: May 29, 2026

Annual release date: August 29, 2025

Net production of finished petroleum products by PAD and Refining Districts

- [Refiner & blender](#)
- [Refiner](#)
- [Blender](#)
- [Oxygenate \(ethanol and MTBE\)](#)

Refinery yield

Monthly release date: May 29, 2026




Annual release date: August 29, 2025

Percent yield of petroleum products by PAD and Refining Districts

Refinery Capacity*Release date:* June 20, 2025

by U.S., PAD District and state

Annual

- [Number and capacity](#)
- [Production capacity](#)
- [Downstream charge capacity](#)
- [Working storage capacity](#) (historical data 1982 - 2010)
- [Shell storage capacity](#) (historical data 1982 - 2010)
- [Receipts of crude oil by method of transport](#)
- [Fuel consumed at refineries](#)
- [Natural gas used as feedstock for hydrogen production](#)
- [Refinery capacity report](#)
- Refinery capacity data by individual refinery as of January 1, 2025
Available formats:  [XLSX](#)
- [Refinery capacity and utilization data, annual 1949 - 2011](#)
Available formats:  [PDF](#)  [XLS](#)

Natural gas plant field production*Monthly release date:* May 29, 2026*Annual release date:* August 29, 2025

Net production of petroleum products by PAD and Refining Districts

Biofuels operable production capacity*Monthly release date:* May 29, 2026*data from:* [Monthly Biofuels Capacity and Feedstocks Update](#)

The U.S. Energy Information Administration release showing national monthly biofuels operable production capacity.

Feedstocks consumed for production of biofuels*Monthly release date:* May 29, 2026

The U.S. Energy Information Administration monthly release showing feedstock consumed nationwide for biofuels production.

U.S. biodiesel plant production capacity*Release date:* September 26, 2025The *U.S. Biodiesel Plant Production Capacity* report contains data for U.S. biodiesel plants, as of January 1, 2025.*Annual***U.S. fuel ethanol plant production capacity***Release date:* September 26, 2025The *U.S. Fuel Ethanol Plant Production Capacity* report contains data for U.S. fuel ethanol plants, as of January 1, 2025.*Annual***U.S. renewable diesel fuel and other biofuels plant production capacity***Release date:* September 26, 2025The *U.S. Renewable Diesel Fuel and Other Biofuels Plant Production Capacity* report contains data for U.S. renewable diesel fuel and other biofuels (excluding fuel ethanol and biodiesel) plants, as of January 1, 2025.*Annual***Fuels Consumed at Biofuels Plants***Release date:* August 29, 2025

Annual fuels and feedstock consumed for plant operations.

*Annual***U.S. Biodiesel Production, Capacity, Sales, and Stocks - Discontinued***Report: Discontinued**data from:* [Monthly Biodiesel Production Report](#)

The U.S. Energy Information Administration release showing national and regional monthly biodiesel production. In addition to biodiesel production, data included producer sales, producer stocks, and feedstock inputs. (historical monthly data from 2009 to 2020)

Imports/exports**Weekly imports & exports***Release date:* June 3, 2026

Crude oil and petroleum products by U.S. and PAD District

Weekly, 4-week average

[Weekly preliminary crude imports by country of origin ›](#)

Release date: June 3, 2026

U.S. crude oil imports

Weekly, 4-week average

[Imports by area of entry](#)

Monthly release date: May 29, 2026

Annual release date: August 29, 2025

Crude oil and petroleum products by U.S., PAD District

[Imports by processing area](#)

Monthly release date: May 29, 2026

Annual release date: August 29, 2025

Crude oil and petroleum products by U.S., PAD District

[U.S. imports by country of origin](#)

Monthly release date: May 29, 2026

Annual release date: August 29, 2025

Crude oil and petroleum products by country of origin

[PAD District imports by country of origin](#)

Monthly release date: May 29, 2026

Annual release date: August 29, 2025

Crude oil and unfinished oils by country of origin

[Company level imports](#)

Release date: May 29, 2026

Crude oil and total petroleum imports by the top 15 countries (monthly) and a summary of crude oil imports by company from the Persian Gulf (year-to-date).

[Residual fuel imports by state of entry](#)

Monthly release date: May 29, 2026

Annual release date: August 29, 2025

by U.S., PAD District, state

[Percentages of total imported crude oil by API gravity](#)

Monthly release date: June 1, 2022

Release date: June 1, 2022

[Exports](#)

Monthly release date: May 29, 2026

Annual release date: August 29, 2025

by U.S., PAD District

[Exports by destination](#)

Monthly release date: May 29, 2026

Annual release date: August 29, 2025

by country of export destination

[PAD District Exports by Destination](#)

Monthly release date: May 29, 2026

Annual release date: August 29, 2025

by country of export destination

[U.S. net imports by country](#)

Monthly release date: May 29, 2026

Annual release date: August 29, 2025

Crude oil and petroleum products by country and region

[F.O.B. costs of imported crude oil](#)

Monthly release date: June 1, 2022

Annual release date: June 1, 2022

- [By area](#)
- [By crude stream](#)
- [By API gravity](#)

[Landed costs of imported crude oil](#)

Monthly release date: June 1, 2022

Annual release date: June 1, 2022

- [By area](#)
- [By crude stream](#)
- [By API gravity](#)

Movements

Movements between PAD Districts

Monthly release date: May 29, 2026

Annual release date: August 29, 2025

- [By pipeline, tanker, barge, and rail](#)
- [By pipeline](#)
- [By tanker and barge](#)
- [By rail](#)

Movements of Crude Oil and Selected Products by Rail

Monthly release date: May 29, 2026

Annual release date: August 29, 2025

Net receipts of crude oil and petroleum products by pipeline, tanker, barge, and rail

Monthly release date: May 29, 2026

Annual release date: August 29, 2025

Pipeline projects

Release date: March 20, 2025

Available format:  [XLSX](#)

Stocks

Weekly stocks

Release date: June 3, 2026

Crude oil and petroleum products by U.S. and PAD District

Weekly

Stocks of motor gasoline, distillate fuel oil, residual fuel oil, propane, and propylene

Monthly release date: May 29, 2026

Annual release date: August 29, 2025

Stocks of selected petroleum products by U.S., PAD District, and sub-PAD District

Stocks by type

Monthly release date: May 29, 2026

Annual release date: August 29, 2025

Crude oil and petroleum products by U.S., PAD District

Refinery, bulk terminal, and natural gas plant stocks by state

Monthly release date: May 29, 2026

Annual release date: August 29, 2025

Crude oil and petroleum products

Refinery stocks

Monthly release date: May 29, 2026

Annual release date: August 29, 2025

Crude oil and petroleum products by U.S., PAD and Refining District

Crude oil stocks at tank farms & pipelines

Monthly release date: May 29, 2026

Annual release date: August 29, 2025

by U.S., PAD District, and Cushing, Oklahoma

Natural gas plant stocks

Monthly release date: May 29, 2026

Annual release date: August 29, 2025

Petroleum products by U.S., PAD and Refining District

Working and net available shell storage capacity

Release date: May 31, 2024

Working and net available shell storage capacity as of March 31, 2024 is the U.S. Energy Information Administration's (EIA) report containing annual storage capacity data. It includes three tables detailing working and net available shell storage capacity by facility type, product, and PAD District as of March 31.

Annual

Consumption/sales

U.S. weekly product supplied*Release date:* June 3, 2026

Measures the disappearance of petroleum products from primary sources; approximately represents consumption of petroleum products.

*Weekly, 4-week average***Product supplied***Monthly release date:* May 29, 2026*Annual release date:* August 29, 2025

by U.S., PAD District

Prime supplier sales volumes (suspended)*Monthly release date:* May 19, 2022*Annual release date:* April 1, 2021

Sales of petroleum products by refiners, gas plant operators, importers and large inter-state distributors into the final local markets of consumption by U.S., PAD District, State

Refiner sales volumes (suspended)*Monthly release date:* June 1, 2022*Annual release date:* June 1, 2022

by U.S., PAD District, state and sales type

- [Motor gasoline](#)
- [Residual fuel oil and No. 4 fuel oil](#)
- [Other products](#)

Sales of fuel oil and kerosene (suspended)*Release date:* February 9, 2022

by U.S., PAD District, state

Annual

- [Distillate by end use](#)
- [Residual fuel oil by end use](#)
- [Kerosene by end use](#)
- [Distillate and kerosene by end use](#)

Adjusted sales of fuel oil and kerosene (suspended)*Release date:* February 9, 2022

by U.S., PAD District, state

Annual

- [Distillate by end use](#)
- [Residual fuel oil by end use](#)
- [Kerosene by end use](#)
- [Distillate and kerosene by end use](#)

Regular Weekly Releases*

Tuesday

- [Gasoline and Diesel Fuel Update](#)
- *Tuesday approx. 10:00 a.m. eastern time*

Wednesday

- [Weekly Petroleum Status Report](#)
- *10:30 a.m. and 1:00 p.m. eastern time*
- [Heating Oil and Propane Update](#)
-
- *After 1:00 p.m. eastern time (Oct - March)*

*No releases: Monday, Thursday, or Friday. Releases change on weeks with Federal holidays.

Related products

- [Gasoline and Diesel Fuel Update](#)
- [Weekly Petroleum Status Report](#)
- [Petroleum Supply Monthly](#)
- [Petroleum Marketing Monthly](#)
- [All Reports & Publications](#)

Most requested petroleum data

Summary

- [Weekly Supply Estimates](#)
- [U.S. Crude Oil Supply & Disposition](#)

Prices

- [Weekly Retail Gasoline and Diesel Prices](#)
- [Gasoline and Diesel Fuel Update](#)
- [Spot Prices](#)

Crude Reserves & Production

- [Crude Oil Production](#)
- [Reserves, Reserves Changes, and Production](#)

Refining & Processing

- [Weekly Inputs, Utilization & Production](#)
- [Refinery Yield](#)

Imports/Exports & Pipelines

- [Weekly Imports & Exports](#)
- [U.S. Imports by Country of Origin](#)
- [Crude Import Tracking Tool](#)

Stocks

- [Total Stocks \(Weekly & Monthly\)](#)
- [Stocks by Type](#)

Consumption/Sales

- [Product Supplied](#)
- [Prime Supplier Sales Volumes](#)

International data

Overview

- [International Energy Statistics](#)